



**IVAS**  
QUARTZ

THE **art** OF  
QU**art**Z

LUXURY SURFACES

Powered by  
**INFRA.MARKET**





## CELEBRATE THE **art** OF QU**art**Z

By integrating the Quartz into our homes is like the journey of triumphing over the ordinary is an exquisite testament to the power of ambition and perseverance. It is the bold venture from the realm of the mundane into a sphere where excellence and distinction reign.

As you embrace the beauty and versatility of quartz, you unlock the potential for a more vibrant and meaningful existence. In this way, Quartz becomes not just an aesthetic choice, but a transformative force that enriches our lives in countless ways. When you choose quartz, you're not just enhancing your surroundings—you're inviting a sense of elegance and inspiration into your life.

Transform ordinary spaces into extraordinary statements, and make every space a true expression of you! Celebrate the Art of Quartz



# MANUFACTURING FACILITY

Our cutting-edge quartz manufacturing facility is equipped with the latest Italian technology that transforms raw Quartz into extraordinary surfaces of enduring elegance.



**Annual Capacity**  
10.33 Mln Sq.Ft



**Advanced Italian Machinery**



**Best Quality Material**



**Eco-Friendly Processes**



**Efficient Production**



## TRANSFORMING RAW QUARTZ INTO TIMELESS ELEGANCE





# WHAT IS IVAS?

The name IVAS is derived from the Sanskrit word NIVAS, which signifies home where a family stays with love and togetherness.

At IVAS, we believe every home is alive and has a heart which beats. And we want you to feel the beat every time you enter your home. With every renovation, we infuse your home with the love and care you'd provide to any family member, ensuring it becomes a warm and welcoming space for you and your loved ones.

IVAS, India's newly launched building materials brand, offers a complete range of premium products like Tiles, Slabs & Quartz, Sanitaryware, Bath Fittings, Modular Kitchens, Appliances, Electricals and Designer Hardware.

---

I am delighted to partner with IVAS a pioneering brand revolutionizing the industry with its premium products to make your home beautiful.

IVAS Quartz seamlessly blends modernity with functionality, creating timeless masterpieces that transcend trends. Their passion lies in transforming ordinary spaces into extraordinary living experiences, redefining the heart of your home with innovation, elegance, and precision.

Welcome to the exquisite world of Quartz with IVAS.



Shilpa Shetty Kundra





# IVAS QUARTZ ADVANTAGE



## NONPOROUS

Incredibly impenetrable, dense, and resilient for long-lasting




## DURABLE

Harder, stronger, & safer than marble, granite, & other natural stones



## HEAT RESISTANT

IVAS Quartz is heat resistant, but using a trivet is required for very high temperatures



## SCRATCH RESISTANT

Impressive scratch-resistance strength, not susceptible to scrapes or scuffs



## EASY TO CLEAN

Simple care with just soap & water, no need for sealing, & essentially effortless to maintain



## HYGIENIC

Nonporous, hosts no bacteria, mold, or mildew, remains safe & sanitary for ultimate cleanliness



## ENDURING QUALITY

A high quartz-blend ratio up to 90% of quartz minerals, offering enduring quality



## EASE OF INSTALLATION

Easy to template, install & customize by professionals, suited for indoors & available in a selection of outdoor colors



## STAIN FREE

An impenetrable surface made to be impervious to stains and easy to maintain



## ANTI-BACTERIAL

Quartz tiles boast a dense, non-porous surface that naturally inhibits bacterial growth, ensuring more hygienic environment.



## IMPACT RESISTANT



Engineered for strength, quartz tiles offer exceptional impact resistance, for high-traffic areas



## ENVIRONMENTALLY FRIENDLY

Certified for its durability & low maintenance, supporting a healthier environment & better use of material resources





20 MM  
THICKNESS

## IMMENSE & MAGNIFICIENT

Quartz Slabs with a 20 mm thickness offer a robust and premium solution, ideal for both residential and commercial applications. These slabs are manufactured using a combination of natural quartz crystals and resin, resulting in a dense and non-porous surface that's exceptionally durable. The 20 mm thickness makes them particularly strong, providing extra resistance against heavy loads and environmental elements.



# APPLICATION AREAS

## COMMERCIAL



AIRPORTS



HOTELS



RESTAURANTS & BARS



HOSPITALS



MALLS



RESEARCH LABS



RETAIL SHOWROOMS



PUB

## RESIDENTIAL



KITCHEN  
COUNTERTOPS



DINING  
COUNTERTOPS



VANITY  
TOPS



WINDOWS &  
DOORS SKIRTINGS



COUNTER  
TOPS



EXCLUSIVE  
WALL & FLOOR



TABLE TOPS

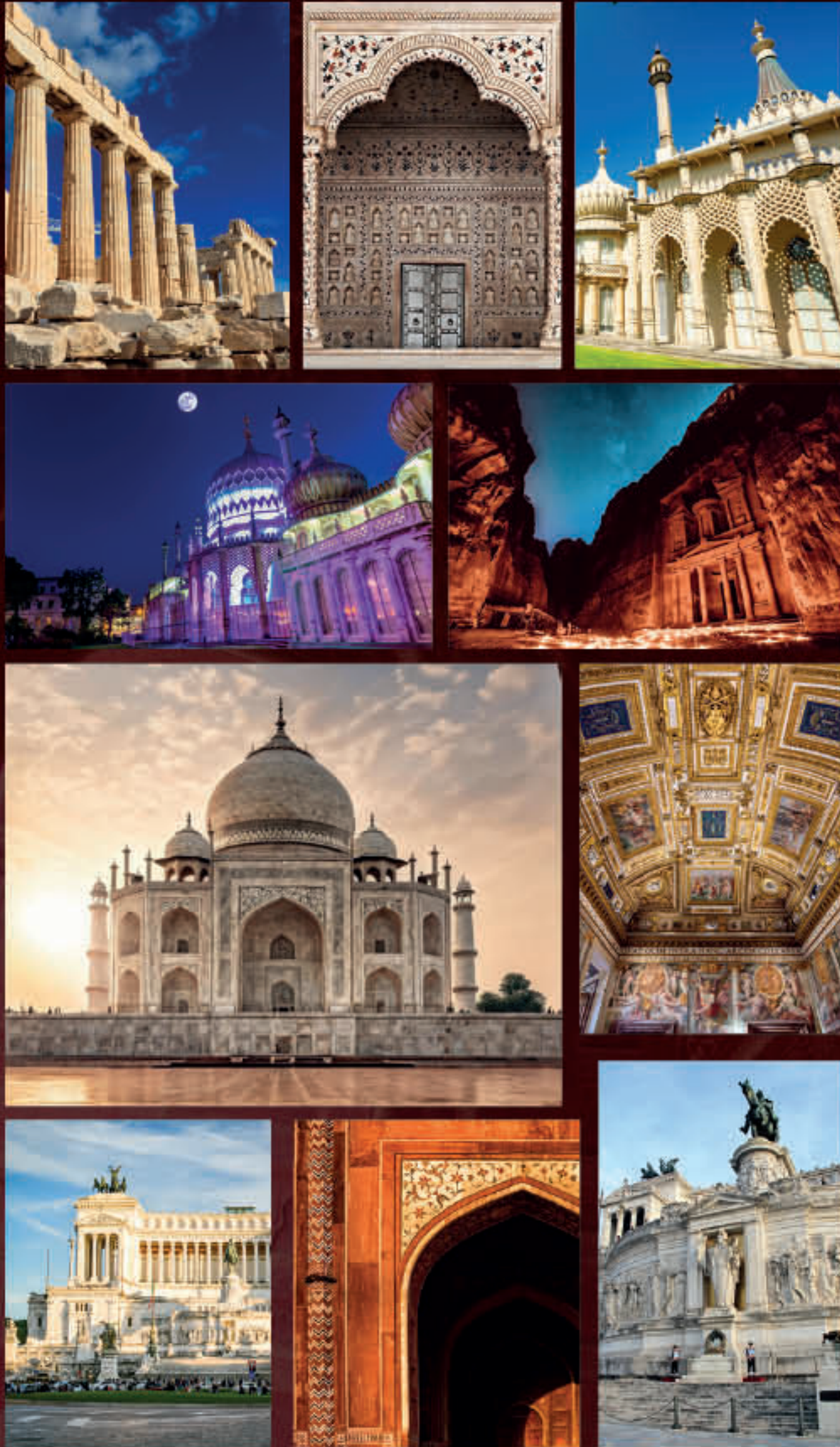


STAIRS



INNER WALLS





# *Inspired Collection*

Inspired to celebrate the Art of Quartz with some of the world's most iconic and awe-inspiring structures lies the artistry, craftsmanship, and timeless beauty that continue to inspire generations. From the majestic Petra, carved into rose-colored sandstone cliffs, to the ethereal elegance of the Taj Mahal, bathed in luminous white marble, history has gifted us extraordinary architectural wonders that transcend time.

Our latest Quartz Slabs Collection draws from this rich architectural heritage. We look to the grandeur of the Parthenon, where precise stonework defines classical beauty, and to the ornamental splendor of the Royal Pavilion, a masterpiece of cultural fusion. The monumental Altar of the Fatherland, with its stately columns and neoclassical elegance, further informs the design of our range—each piece a tribute to enduring architectural brilliance.

This collection is not merely about stone; it's a story of inspiration, a bridge between the ancient and the contemporary. We invite modern architects to explore this range of Quartz tiles, where the spirit of the past meets the vision of the future. Let these iconic structures ignite your creativity as you shape the spaces of tomorrow.






# *Royal Pavilion Series*

Inspired by the grandeur of the Royal Pavilion, the Royal Pavilion Series of Quartz tiles embodies this captivating architectural art form. Each tile in the series draws on the Pavilion's striking elements. Its bold color palette of deep reds, royal blues, and gilded accents capturing the essence of its luxurious design. The intricate patterns and textures reflect the Royal Pavilion's lavish interiors, mimicking the elaborate motifs found in its furnishings and decor.









## FELIZ GREY

1600X3200MM

 POLISH

 20 & 30 MM

Available Finishes:



Honed



Matt



Suede



Leather









## NORDIC GRIS

1600X3200MM

 POLISH

 20 & 30 MM

Available Finishes:



Honed



Matt



Suede



Leather









## SINAI PEARL

1600X3200MM

 POLISH


 20 & 30 MM

Available Finishes:

 Honed  Matt  Suede  Leather









## SMUDGE LITE

1600X3200MM

 POLISH


 20 & 30 MM

Available Finishes:

 Honed  Matt  Suede  Leather









## SMUDGE DARK

1600X3200MM

 POLISH

 20 & 30 MM

Available Finishes:



Honed



Matt



Suede



Leather









## COLONIAL WHITE

1600X3200MM

 POLISH

 20 & 30 MM

Available Finishes:

 Honed  Matt  Suede  Leather









## NEW SINAI PEAL

1600X3200MM

 POLISH

 20 & 30 MM

Available Finishes:



Honed



Matt




Suede



Leather









## OMNI WHITE

1600X3200MM

 POLISH



 20 & 30 MM

Available Finishes:

 Honed  Matt  Suede  Leather









## FOSSIL BLACK

1600X3200MM

 POLISH

 20 & 30 MM

Available Finishes:



Honed



Matt



Suede



Leather









## RIVERA GOLD

1600X3200MM

 POLISH

 20 & 30 MM

Available Finishes:

 Honed  Matt  Suede  Leather









## ATHENS

1600X3200MM

 POLISH

 20 & 30 MM

Available Finishes:

 Honed  Matt  Suede  Leather









## AFYON WHITE

1600X3200MM

 POLISH

 20 & 30 MM

Available Finishes:

 Honed  Matt  Suede  Leather









## ARABSCOTO

1600X3200MM

 POLISH

 20 & 30 MM

Available Finishes:

 Honed
  Matt
  Suede
  Leather









## NAPOLI BEIGE

1600X3200MM

 POLISH

 20 & 30 MM

Available Finishes:

 Honed  Matt  Suede  Leather









## TUNDRA GREY

1600X3200MM

 POLISH

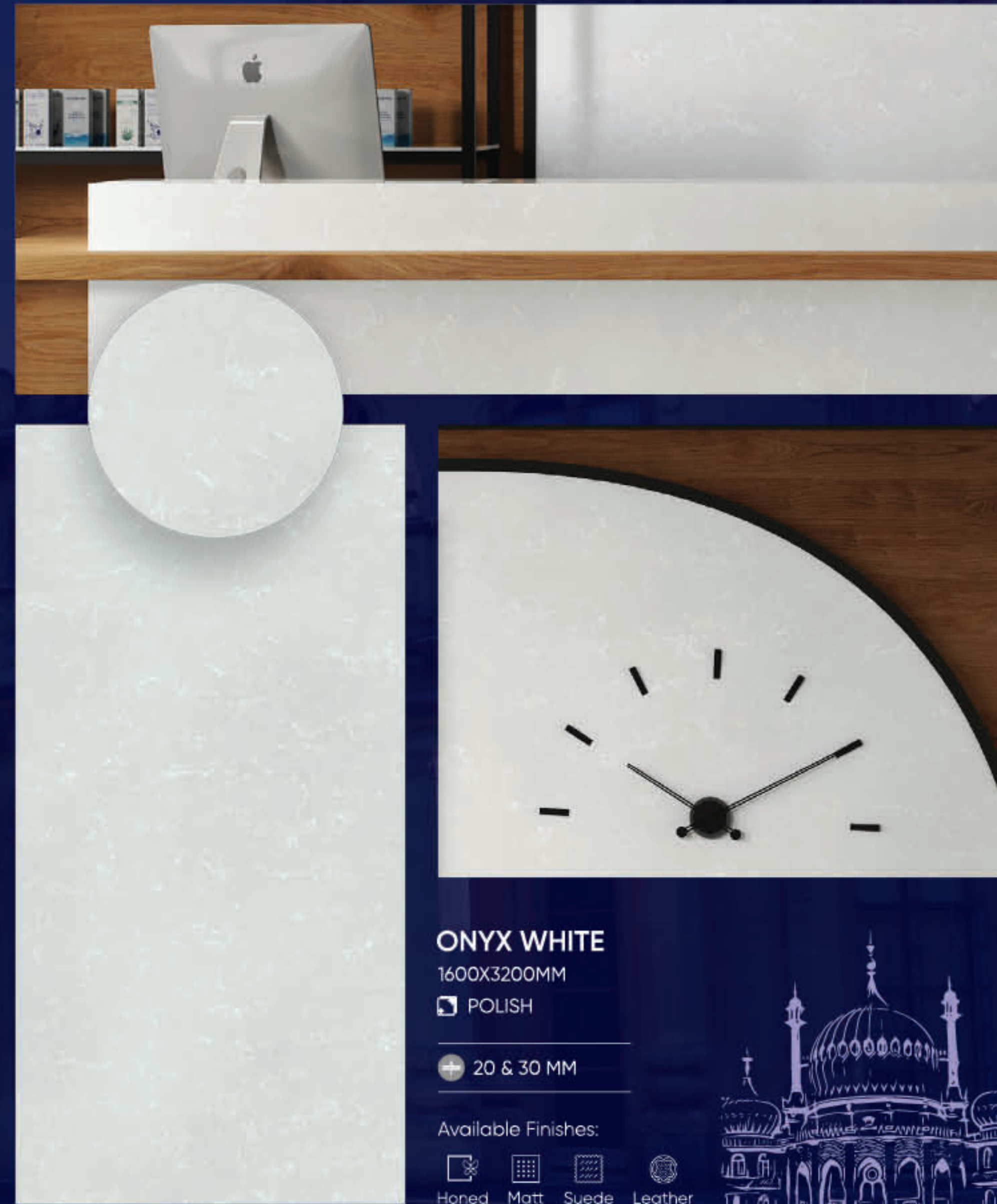
 20 & 30 MM

Available Finishes:

 Honed  Matt  Suede  Leather









## ONYX WHITE

1600X3200MM

 POLISH

 20 & 30 MM

Available Finishes:



Honed



Matt



Suede




Leather






## ONYX BLUE

1600X3200MM

 POLISH

 20 & 30 MM

Available Finishes:

 Honed  Matt  Suede  Leather









## GLACIER WHITE

1600X3200MM

 POLISH

 20 & 30 MM

Available Finishes:

 Honed  Matt  Suede  Leather









## BOTTICINO

1600X3200MM

 POLISH


 20 & 30 MM

Available Finishes:

 Honed  Matt  Suede  Leather









## GREY WILLIAM

1600X3200MM

 POLISH

 20 & 30 MM

Available Finishes:

 Honed  Matt  Suede  Leather








## SLATE GREY

1600X3200MM

 POLISH

 20 & 30 MM

Available Finishes:

 Honed  Matt  Suede  Leather









## OBSIDIAN

1600X3200MM

 POLISH

 20 & 30 MM

Available Finishes:

 Honed  Matt  Suede  Leather





FELIZ GREY

SMUDGE LITE

SINAI PEARL

NORDIC GRIS

SMUDGE DARK

COLONIAL WHITE

NEW SINAI PEAL

OMNI WHITE

FOSSILE BLACK

RIVERA GOLD

NAPOLI BEIGE

AFYON WHITE

ARABSCOTO

ATHENS

TUNDRA GREY

ONYX WHITE

GLACIER WHITE

ONYX BLUE





BOTTICINO

GREY WILLIAM

SLATE GREY

OBSIDIAN





# *Parthenon Series*

The PARTHENON Series is a tribute to the classical elegance and grandeur of ancient Greek architecture, inspired by the Parthenon's enduring legacy. Just as the Parthenon stands as a symbol of precision, proportion, and timeless beauty, this series reflects those principles through its refined textures and symmetrical patterns. It pairs effortlessly with contemporary Quartz designs, creating a perfect balance between heritage and innovation in architectural spaces.







## CARRARA BEIGE

1600X3200MM

 POLISH

 20 & 30 MM

Available Finishes:



Honed



Matt



Suede



Leather








## CARRARA GRIS

1600X3200MM

 POLISH

 20 & 30 MM

Available Finishes:



Honed




Matt



Suede



Leather







## CARRARA DARK

1600X3200MM

 POLISH

 20 & 30 MM

Available Finishes:

 Honed


 Matt

 Suede

 Leather







## BIANCO CARRARA

1600X3200MM

 POLISH

 20 & 30 MM

Available Finishes:



Honed



Matt




Suede



Leather







## CARRARA GOLD

1600X3200MM

 POLISH

 20 & 30 MM

Available Finishes:

 Honed  Matt  Suede  Leather








CARRARA BEIGE

A rectangular sample of Carrara Beige marble, showing a light beige base with subtle, fine-grained veining.

CARRARA GRIS

A rectangular sample of Carrara Gris marble, featuring a dark charcoal grey base with fine, light-colored veining.

CARRARA DARK

A rectangular sample of Carrara Dark marble, showing a light beige base with prominent, dark grey or black veining.

BIANCO CARRARA

A rectangular sample of Bianco Carrara marble, displaying a light beige base with fine, dark grey veining.

CARRARA GOLD

A rectangular sample of Carrara Gold marble, showing a light beige base with fine, dark grey veining.






# *Taj Series*

Inspired by the luminous white marble, intricate inlays, and symmetrical elegance of the Taj, this series reflects the grace and opulence of Mughal architecture. The tiles capture the purity and smoothness of marble, paired with delicate veining that mimics the Taj's intricate detailing. The TAJ MAHAL Series blends timeless luxury with modern durability, that complements contemporary Quartz collections with a touch of regal splendor.







## CALACATTA LINER WHITE

1600X3200MM

☑ POLISH

⊕ 20 & 30 MM

Available Finishes:



Honed



Matt



Suede



Leather







## CALACATTA ROCKY GOLD

1600X3200MM

 POLISH

 20 & 30 MM

Available Finishes:



Honed



Matt





Suede



Leather







## CALACATTA SUPER GOLD

1600X3200MM

 POLISH

 20 & 30 MM

Available Finishes:



Honed



Matt



Suede



Leather





## CALACATTA ROCKY GREY

1600X3200MM

☑ POLISH

⊕ 20 & 30 MM

Available Finishes:



Honed



Matt



Suede



Leather








## CALACATTA BLISS

1600X3200MM


 POLISH

 20 & 30 MM

Available Finishes:

 Honed  Matt  Suede  Leather





## CALACATTA BORGHINI

1600X3200MM

 POLISH


 20 & 30 MM

Available Finishes:

 Honed  Matt  Suede  Leather







## NERO GOLD

1600X3200MM

 POLISH

 20 & 30 MM

Available Finishes:



Honed



Matt



Suede



Leather







CALACATTA LINER WHITE

A close-up view of the Calacatta Liner White marble pattern, showing a light cream background with thin, delicate grey veins.



CALACATTA ROCKY GOLD

A close-up view of the Calacatta Rocky Gold marble pattern, featuring a light cream background with prominent, irregular golden-brown veins.



CALACATTA SUPER GOLD

A close-up view of the Calacatta Super Gold marble pattern, showing a light cream background with thick, flowing golden-brown veins.



CALACATTA ROCKY GREY

A close-up view of the Calacatta Rocky Grey marble pattern, featuring a light cream background with irregular grey veins.



CALACATTA BLISS

A close-up view of the Calacatta Bliss marble pattern, showing a light cream background with thin, delicate grey veins.



CALACATTA BORGHINI

A close-up view of the Calacatta Borghini marble pattern, featuring a light cream background with thick, flowing grey veins.



NERO GOLD

A close-up view of the Nero Gold marble pattern, showing a dark, almost black background with prominent, flowing golden-brown veins.





# *Petra Series*

Draws its inspiration from the timeless beauty and craftsmanship of ancient architectural marvels, particularly the awe-inspiring rock-cut structures of Petra, Jordan. Just as these monumental works of art were carved meticulously from stone, the PETRA Series embodies the raw, natural essence of stone while showcasing refined textures and colors. This collection mirrors the intricate interplay of shadow and light seen in Petra's facades, blending strength with elegance.








## ICE WHITE


1600X3200MM

 POLISH

 20 & 30 MM

Available Finishes:

 Honed  Matt  Suede  Leather








## SPARKLE WHITE

1600X3200MM

 POLISH

 20 & 30 MM

Available Finishes:

 Honed  Matt  Suede  Leather









## FROST WHITE

1600X3200MM

 POLISH

 20 & 30 MM

Available Finishes:

 Honed  Matt  Suede  Leather









## SPARKLE GREY


1600X3200MM

 POLISH

 20 & 30 MM

Available Finishes:

 Honed  Matt  Suede  Leather









## FROST BEIGE


1600X3200MM

 POLISH

 20 & 30 MM

Available Finishes:

 Honed  Matt  Suede  Leather









## FROST DESERT


1600X3200MM

 POLISH


 20 & 30 MM

Available Finishes:

 Honed  Matt  Suede  Leather









## FROST BROWN

1600X3200MM

 POLISH

 20 & 30 MM

Available Finishes:



Honed



Matt



Suede



Leather





ICE WHITE

SPARKLE WHITE

FROST WHITE

FROST BEIGE

FROST DESERT

FROST BROWN


SPARKLE GREY





## *Altar Series*

Inspired by the grandeur and elegance of the Altar of the Fatherland, the Altar of the Fatherland Series of Quartz tiles encapsulates the spirit of neoclassical artistry. Each tile in this series reflects the monument's striking features, showcasing a blend of crisp white and soft grey tones that mimic the travertine stone. The designs incorporate classic motifs and geometric patterns reminiscent of the Altar's architectural elements, creating a sophisticated yet timeless aesthetic.









## CONCRETE GREY

1600X3200MM

 POLISH

 20 & 30 MM

Available Finishes:


 Honed  Matt  Suede  Leather






## SOLID GREY


1600X3200MM

 POLISH


 20 & 30 MM

Available Finishes:

 Honed  Matt  Suede  Leather









## PEARL

1600X3200MM

 POLISH

 20 & 30 MM

Available Finishes:


 Honed  Matt  Suede  Leather






## TROPICAL BLUE


1600X3200MM

 POLISH

 20 & 30 MM

Available Finishes:

 Honed  Matt  Suede  Leather









## RICH GREEN

1600X3200MM



 POLISH

 20 & 30 MM

Available Finishes:

 Honed  Matt  Suede  Leather






**SAKE**  
1600X3200MM  
POLISH

20 & 30 MM

Available Finishes:


Honed Matt Suede Leather







## PURE WHITE

1600X3200MM

 POLISH

 20 & 30 MM

Available Finishes:


 Honed  Matt  Suede  Leather






## VALENCIA

1600X3200MM

 POLISH

 20 & 30 MM

Available Finishes:

 Honed  Matt  Suede  Leather



CONCRETE GREY

SOLID GREY

PEARL

TROPICAL BLUE

RICH GREEN


PURE WHITE

SAKE


VELENCIA




## EDGE PROFILE



Double straight rounded edge




Straight squared edge




Rounded straight edge




Double straight squared edge




Half bullnose




Rounded edge at 45°




Full bullnose




Squared edge at 45°




Demi bullnose




Micro bevel




Ogee




Ogee Bullnose




Cove



Dupont



Triple Pencil



Cove Ogee



### SIMPLE CLEANING

A splash of warm soapy water will do\*



### CLEANING PRODUCTS

Use your regular home cleaning products




### PREVENT PATINA

Wipe away any liquid spills & splashes. The surface should always be kept dry



### DARK SURFACES

Patina and stains may be more noticeable. Cream-colored cleaning products are not recommended



### HEAT CAUTION

Always place hot cookware on trivet and hot pads



### AVOIDING SCRATCHES

Always use cutting board & clear away sharp objects

## JOINT POSSIBILITIES



Birds beak



45° corner



Soft corner



### CHEMICALS

Prolonged exposure may damage the surface. Chemicals with high or low pH levels should be used with caution.



### REMOVING STAINS

Gently rub with an approved cleaner and rinse

Selecting the right tile edge profile depends on both functional requirements and aesthetic preferences.



# QUARTZ LAYING INSTRUCTIONS

## Start by getting the right Quartz countertop for your space

Quartz countertops are available in a variety of colors and patterns. Before installing the countertops, you should ensure you pick a colour and pattern that matches with the aesthetics of your home. With seemingly endless quartz countertop colour options, you'll have much to consider in your decision process. You must also work through the type of edging, cut-outs and backsplash that you want. It is important to have a clear vision of how your space should look after the quartz countertop installation. Passing on clear instructions and expectations to the fabricator will help eliminate any disappointments.

## Prep your space

Before scheduling your quartz countertop installation, ensure you have a ready space. This prevents wastage of time and saves additional installation costs. Most new homeowners often think that cabinets are the only essential component when it comes to quartz countertop installations. For the most efficient quartz countertop installation, ensure that the flooring is finished, the wall paint is dry, and the plumbing and electrical work is complete.

## Measure the size of the cabinets before purchasing your Quartz Slabs

Using a measuring tape, get precise cabinet top measurements. This is the most essential step prior to installation. Overestimating or underestimating your quartz slab's size can lead to inaccurate cuts and wasted quartz. Remember to carefully measure for the sink opening as well to ensure your quartz slab comes with an accurately sized space for the sink.

When purchasing your quartz slab, ensure to:

- Add an extra 1 or ½ inch to your measurements
- Choose between square, curved, or rounded edges for your quartz outer edges
- Use a 20 mm slab

## Dry fit the Quartz Slab

Once you receive your quartz slab, fit it on the countertop by placing each slab on the installation area. Ensure the strength of base cabinet. This process is referred to as dry fitting and ensures that each piece of slab fits perfectly into its space without leaving spaces or gaps. Ensure color consistency of multiple slabs used for fittings. Although dry fitting is a simple procedure, it will require assistance from a professional fabricator since quartz slabs tend to be heavy.

## Mark precise cut lines on the Quartz and shape it to the countertop

After dry fitting, you may need to make adjustments to fit the space exactly. If you find that the slab needs to be cut or trimmed, mark the regions with a straight edge and pencil, starting with the top and followed with the bottom. Mark the area on all four sides of the slab for the most accurate cut.

## Use your diamond masonry blade attached to your power saw to saw along the marked regions

To ensure you work with a steady surface, use your left hand to hold the slab as your right hand moves the saw along each pencil mark and repeat on all ends.

## You can now attach your Quartz countertop

If you had removed your kitchen sink when removing the old countertop material, reinstall it before installing the new quartz countertop. Use tape to protect the top edges of the cabinets. Covering the top of the cabinets is essential as it ensures that the silicone adhesive used does not come in contact with the edges.

## Use ledgers to boost low cabinet support

Quartz countertops are heavy and weigh 4.54 kg per square foot. Although they are fully functional even when placed on top of the cabinets with no support, adding support to weak-looking regions is paramount. Ensure you also install ledgers with screws and an electric drill to provide added support.

## Apply silicone adhesive in beads on the cabinet

You can start with 2-3 inches of adhesive on the cabinet corners and slowly work around the cabinet. To ensure that the quartz is securely held, space each adhesive bead by 6-12 inches. Do not wait for the adhesive to dry to remove the painter's tape as it will be more difficult.

## You can now lay your Quartz on the cabinets

After applying the adhesive to the cabinet, place each slab over the beads. Ensure you do this before the adhesive dries. Follow by gently pressing the slab to the cabinet. Again, ensure you have a helping hand when placing the heavy quartz slabs on the cabinets.

## Seal visible joints

For countertops that require multiple slabs, use epoxy adhesive at the seam. Apply a small amount of color-matched epoxy (epoxy color match with countertop color) to the edges that will be joined. Clamp the slabs together and wipe off any excess adhesive that may ooze out. Let it cure according to the adhesive manufacturer's instructions.

## Safety Tips

- Always wear protective gear, including gloves, mask and safety goggles.
- Ensure slabs are handled with care, as quartz is heavy and can crack under incorrect handling.
- Use professional tools and equipment, especially when cutting, edging, Dhar Polish or drilling quartz.
- Do not open Protection film before installation is complete.

## Maintenance and Care Tips

- Daily Cleaning: Use a soft cloth with mild soap and water.
- Prevent from Direct Heat : Always use trivets for hot cookware for longevity.
- Avoid Abrasives: Do not use scouring pads or harsh chemicals, as they may dull the finish.

### Disclaimer

Colour Consistency: Quartz Slabs is made from pure, natural Quartz. Variation in Quartz, colour, shape, shade, pattern and size are unique attributes of Quartz Slabs. Although Quartz Slabs colours may be more consistent than granite, colour variance is an inherent trait expected of Quartz Slabs. In addition, small botches or random distribution of particulates are an inherent part of the overall design and composition and are not considered to be defects or product non-conformity.



# FAQ's

## What is Engineered Stone?

Engineered stone surfaces are manufactured by combining ground quartz aggregates with a small amount of polymer resins for binding and pigments for color. Natural Quartz is a crystalline Silicon Dioxide, which is usually white and transparent but may assume various colors depending on the natural mix. It is very hard, acid-resistant and offers a wide range of applications. Quartz is engineered stone and has approximately 93% natural quartz content.

## Why IVAS Quartz

Inspired by pattern and color found in nature, IVAS Quartz creates a luxurious, sophisticated design appeal. This innovative premium solid surface captures the look and feel of natural stone with aesthetically natural design patterns. Its understated beauty, design flexibility and ease of maintenance makes it versatile and user-friendly. Natural quartz is the main component of Quartz. It is suited for kitchen countertops, vanities, tabletops, floor, walls. IVAS Quartz allows the end user to reinvent their places.

## How Durable is Quartz?

Quartz is a very hard material and has a high abrasion resistance. It is resistant to cracks and scratches. However, like most materials, excessive force and/or pressure from objects can damage the surface. Quartz is tough, but it is not indestructible. You need to care for your quartz surface to keep it in good shape. Quartz is non-porous and has a very low absorption rate. It is resistant to most stains caused by fruit juices, liquid food coloring, coffee, tea, and soft drinks. Its non-porous nature provides maximum resistance to staining and fully eliminates the need for any sealing. The non-porous quality of the surface also greatly reduces the potential for bacterial growth.

Quartz is resistant to acids. It does not affect household acids such as lemon, vinegar, wine etc. That quality alone makes it a very appropriate replacement for the white marble look in your kitchen. It is an excellent choice for people who love the luxuriant look of white marble but do not want to contend with the maintenance required for white marble kitchens.

## Is Caring for Quartz Surface Really This Easy?

Quartz's is a low maintenance product. Due to its high density and non-porous qualities, normal cleaning with a damp cloth and mild detergent is all you need to keep your Quartz surface looking great. Thoroughly rinse off the soap/mild detergent with hot water after use and dry with soft cloth. To avoid dulling the surface shine, make sure to use a non-abrasive cleaner, and thoroughly rinse off with water after use. We recommend a thorough weekly cleaning to prevent patina that comes with daily use from forming, so you can keep your Quartz surface beautiful as the day it was installed.

## Is Quartz Heat Resistant?

Quartz and all other commercially available quartz are structurally heat resistant up to 300 Fahrenheit or 150 Degree Celsius approx. It is not recommended to place hot pans and pots directly on the quartz surface, therefore use trivets or pads on your quartz surface. Sharp change of temperature may damage or discolor the surface. This refers to all commercially available quartz regardless of brand.

## Are there any chemicals or cleaners to avoid on quartz?

We recommend using cleaning products with a pH between 5-8, as products outside this range may damage the surface. Cleaning products such as oven grill cleaners, floor strippers, toilet bowl cleaners, oil soaps, tarnish removers, furniture cleaners, drain products, etc. could be damaging to your countertop. If your surface accidentally is exposed to any of these potentially damaging products, rinse with water immediately.

## In what areas of the home should quartz be used?

Quartz is perfect for kitchen counters, bathroom vanity tops, fireplaces, shower edges, Window sill and coffee tables. Using quartz in businesses for food service counters, conference tables and reception tops is also a popular choice. It is not recommended to use quartz for exterior purposes as too much exposure to ultraviolet light can discolor it.

## Will any type of sink fit with a quartz countertop?

Yes, all types of sinks fit and will be measured and sized prior. Sink sizes are determined by the size of the sink cabinet. The sink needs to be on-site during installation to ensure proper fitting and sealing.

## Do quartz countertops stain?

The quartz surface is non-porous and very resistant to staining. Even quartz counters can resist oil, coffee, wine, juice, and many other common kitchen spills. However, it is not 100% stain resistant and is susceptible to stains from solvents, sodium hydroxide, and permanent markers.

## Can I cut directly on quartz countertops?

While quartz countertops are incredibly durable, it's not recommended to cut directly on the surface with sharp knives. Doing so can dull the blades of your knives and potentially cause scratches or damage to the countertop. Always use a cutting board to protect the surface and preserve its beauty.

## Can quartz countertops be used outdoors?

Quartz countertops are not recommended for use in outdoor environments. Despite their high durability and engineering to withstand various conditions indoors, quartz countertops are not ideally suited for the challenges of outdoor settings, such as constant UV rays, temperature variations, and moisture. These elements can adversely affect their composition, leading to potential damage and diminished aesthetic quality over time. Therefore, alternative materials that are better suited to withstand the elements should be considered for outdoor kitchen spaces or patios.

## What are the key benefits of having a quartz workspace?

Because of the hardness of natural quartz, engineered quartz surfaces are hard-wearing, stain, scratch and heat resistant. Their non-porous properties mean that they are very hygienic as the build-up of bacteria or Mould is prevented and food can be placed in direct contact with the surface which helps keep your family safe.



# TECHNICAL SPECIFICATIONS

ITEMS	STANDARD ENGINEERED QUARTZ STONES	RESULT
Water Absorptions	ASTM C 97 - 09	0.03%
MOH Hardness	IST3630 - 13	7
Compressive Strength (N / mm <sup>2</sup> )	ASTM C 170	135 to 160
Thermal Shock Resistance	ASTM C 484	Ten Cycle Pass
Modulus of Rupture (N / mm <sup>2</sup> )	ASTM C 99	40 - 60
Moisture Absorption	ASTM C 97	No moisture found
Abrasion Resistance	ASTM C 1253	47 cu.mm
Density	ASTM C 373	2.4 to 2.7
Cigarette Test	ANSI Z 124.6	Unaffected
Stain Resistance	ANSI Z 124.6	Unaffected
Wear Resistance	ANSI Z 124.6	Unaffected
Thermal Expansion	ASTM C 531	1.11 X 10 <sup>-5</sup> inch / F
Chemical Resistance	ASTM C 650	No change observed after 2 days
De-icing Resistance	ASTM C 672	No change observed
Freeze-Thaw Resistance	ASTM C 1026	Pass no change observed after 15 cycles
Surface Burning Characteristics	ASTM E 84	Class A-1

PROPERTIES	STANDARD ENGINEERED QUARTZ STONES	GRANITE	SOLID SURFACE
Scratch Resistant	Yes	Yes	
Stain Resistant	Yes		Yes
Heat Resistant	Yes	Yes	
Crack Resistance	Yes		Yes
Non Absorbent Non Porus	Yes		Yes
Resistant to common household cleaners	Yes		Yes
Mold & Mildew Resistant	Yes		Yes
Low Maintenance	Yes		Yes
Colour Consistency	Yes		Yes





— Ghar Dhadakne Do —

Tiles | Quartz | Sanitaryware | Bath Fittings | Fans | Lighting  
Appliances | Modular Kitchens | Laminates | Designer Hardware

**HELLA INFRA MARKET LTD.**

**INFRA.MARKET HOUSE**

Olethia Business Spaces, Road No 16Z, Opp.  
Ashar IT Park, Wagle Industrial Estate,  
Thane (W) 400604

+91 99000 80007 support@ivas.homes

www.ivas.homes

**FACTORY ADDRESS**

**ENGISTONE INDIA PVT LTD**

Wankaner Chotia Highway,  
Village Lalpar, Gujarat- 363621

Powered by  
**INFRA.MARKET**

